

# SILENT LOCKS SERIES BROCHURE







# Silent Series

## What is a Silent Lock?




With the silent series distinctively signed by Kale Kilit, you can enjoy the unique comfort of a happy and safe home. Allowing doors to be opened and closed silently, such special locking systems maximize your comfort both at home and also in the office.

Silent series locks mounted easily can be installed into indoor space doors and toilet doors of residences and other closed areas. With its silent working principles, it serves best in a quiet environment. It ensures that persons, babies or domestic animals sleeping at home will not be disturbed by door knocking or tapping sounds; doors can be opened and closed without causing any loss of concentration, for instance, at offices.

### Door Types:

- Bathroom / Toilet Doors
- Interior Room Doors

You can also view silent series locks within the product family of Kale Kilit and explore appropriate choices offered within a wide range from magnetic to latch locks and conventional locks to cylinder locks for your doors.

Version	Product Name	Flat Forend	Convex Forend	Centre	Backset
 <b>Interior Room-Keyed</b>	221	18	-	90	50
	241	18	-	90	50
	231 NN	18	-	90	50
 <b>Bathroom &amp; Toilet</b>	229	18	-	96	50
	249	18	-	90	50
	239 NN	18	-	96	50
	219	18	-	96	50
 <b>Cylindrical</b>	222	18	-	85	50
	212	18	-	85	50
	232 NN	18	-	85	50
	242	18	-	85	50



**Antique Bronze  
Plated**



**Matt Chrome  
Plated**



**Nickel  
Plated**



**Black  
(RAL 9005)**



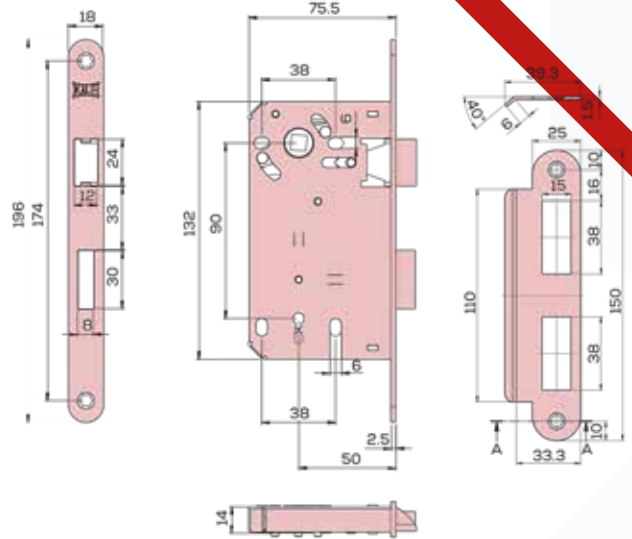
**Gray  
(RAL 9006)**



**White  
(RAL 9016)**

**221**

**SILENT MORTISE LOCK  
INTERIOR DOOR**

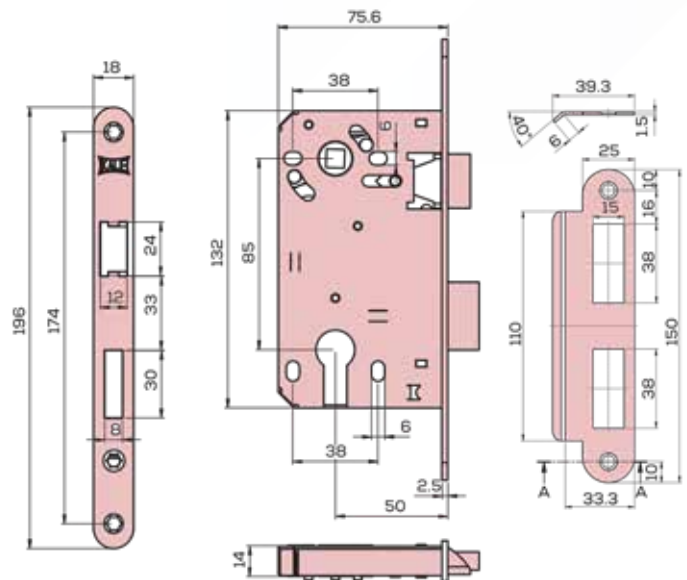


**Technical Specs:**

<b>Covers:</b>	1.2 mm Steel. Galvanized sheet.
<b>Forend:</b>	2.5 mm Steel. White nickel plated.
<b>Locking Plate:</b>	Steel. Angular, white nickel plated
<b>Number of Cycles:</b>	50,000 Deadbolt cycles 20,000 handle latch cycles.

**222**

**CYLINDER SILENT LOCK**

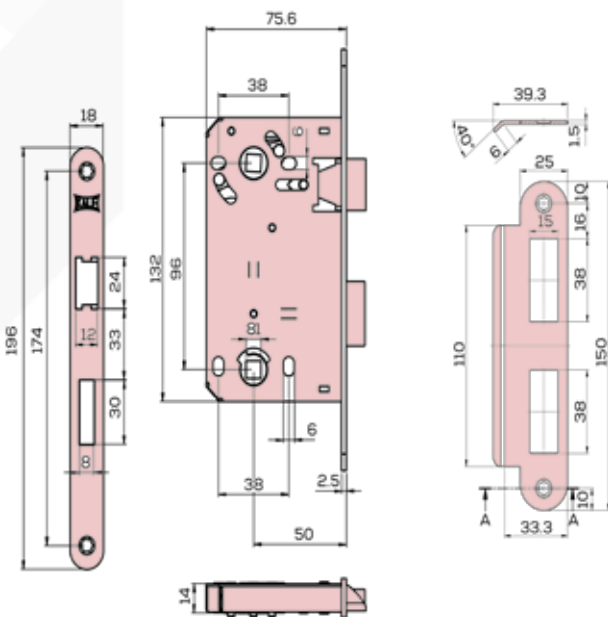


**Technical Specs:**

<b>Covers:</b>	1.2 mm Steel. Galvanized sheet.
<b>Forend:</b>	2.5 mm Steel. White nickel plated.
<b>Locking Plate:</b>	Steel. Angular, white nickel plated
<b>Number of Cycles:</b>	50,000 Deadbolt cycles 20,000 handle latch cycles.

# 229

## SILENT MORTISE LOCK BATHROOM & TOILET DOOR

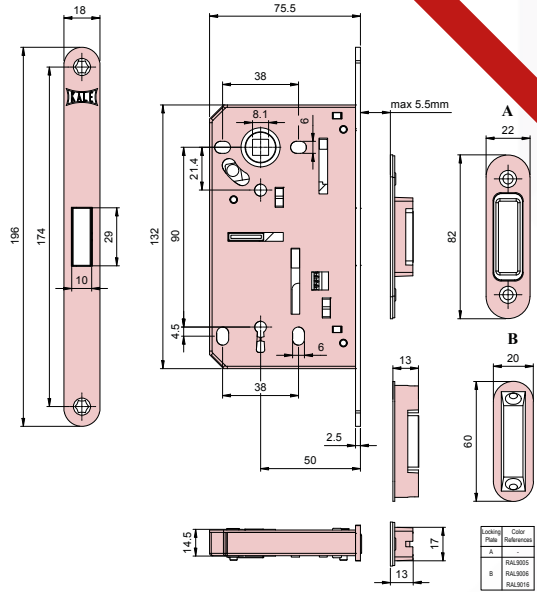


### Technical Specs:

Covers:	1.2 mm Steel. Galvanized sheet.
Forend:	2.5 mm Steel. White nickel plated.
Toilet Door Lock Cylinder:	6-8 mm Square perforated, plastic.
Locking Plate:	2 mm Steel. White nickel plated"
Number of Cycles:	50,000 Deadbolt cycles 20,000 handle latch cycles.

# 231-NN

SILENT MORTISE LOCK W/NEODYMIUM MAGNETS  
INTERIOR DOOR

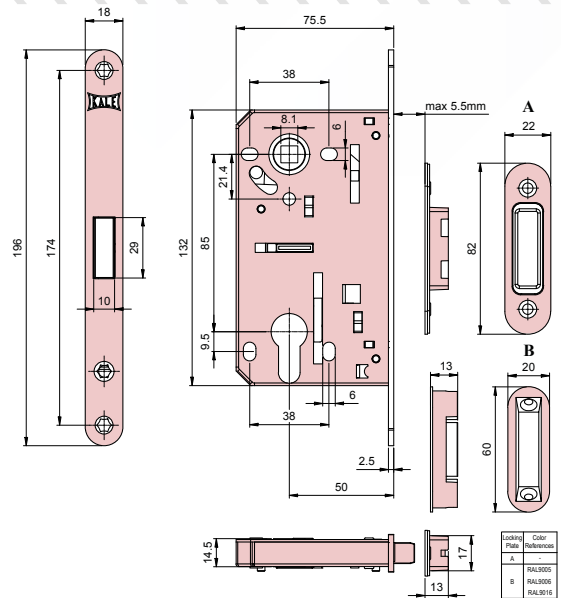


**Technical Specs:**

<b>Covers:</b>	1.2 mm Steel. Galvanized sheet.
<b>Forend:</b>	2.5 mm Steel. Length: 196 mm, white nickel plated.
<b>Locking Plate:</b>	Plastic locking plate pocket for neodymium magnets, 1.2 mm cover plate, white nickel plated, Depth: 13.5 mm, nickel plated
<b>Deadbolt-Locking Plate Types of Magnets:</b>	Neodymium - Neodymium.
<b>Key:</b>	Zamak, white nickel plated
<b>Number of Cycles:</b>	50,000 Deadbolt Cycles

# 232-NN

SILENT MORTISE CYLINDER LOCKS  
W/NEODYMIUM MAGNETS

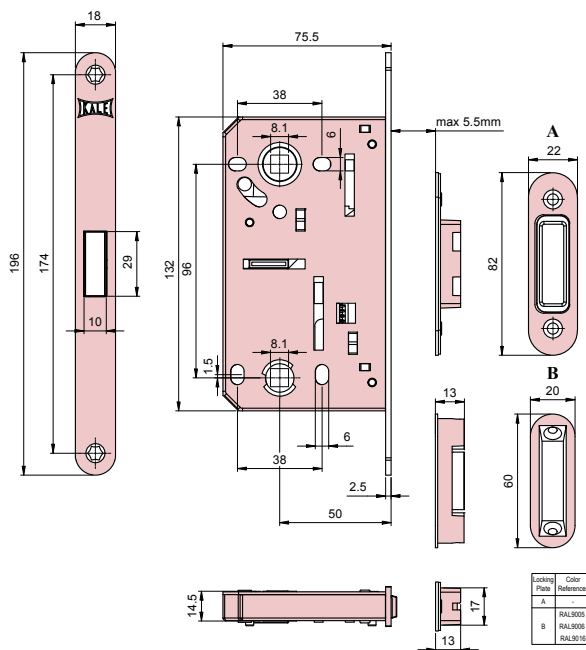


**Technical Specs:**

<b>Covers:</b>	1.2 mm Steel. Galvanized sheet.
<b>Forend:</b>	2.5 mm Steel. Length: 196 mm, white nickel plated.
<b>Locking Plate:</b>	Plastic locking plate pocket for neodymium magnets, 1.2 mm cover plate, white nickel plated, Depth: 13.5 mm.
<b>Deadbolt-Locking Plate Types of Magnets:</b>	Neodymium - Neodymium
<b>Number of Cycles:</b>	50,000 Deadbolt Cycles

# 239-NN

SILENT MORTISE LOCKS W/NEODYMIUM MAGNETS  
BATHROOM & TOILET DOORS



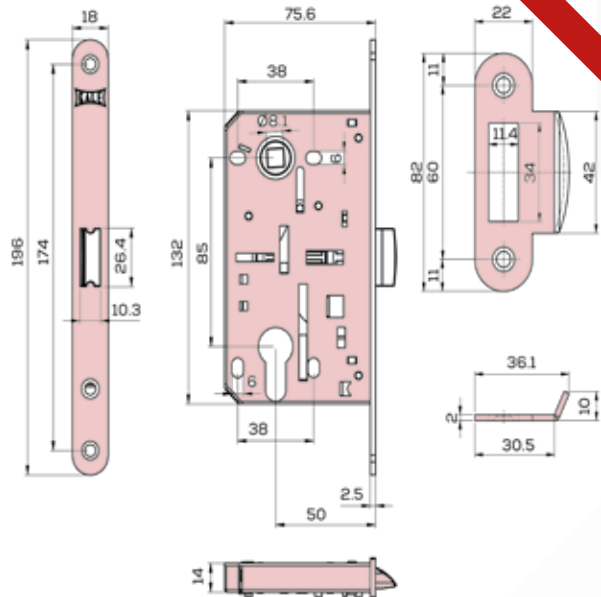
## Technical Specs:

<b>Covers:</b>	1.2 mm Steel. Galvanized sheet.
<b>Forend:</b>	2.5 mm Steel, length: 196 mm, white nickel plated.
<b>Toilet Door Lock Cylinder:</b>	6-8 mm square perforated, plastic.
<b>Locking Plate:</b>	Plastic locking plate pocket for neodymium magnets.
<b>Number of Cycles:</b>	50,000 Deadbolt cycles



**212**

**SILENT LATCH-LOCKABLE MORTISE CYLINDER LOCKS**

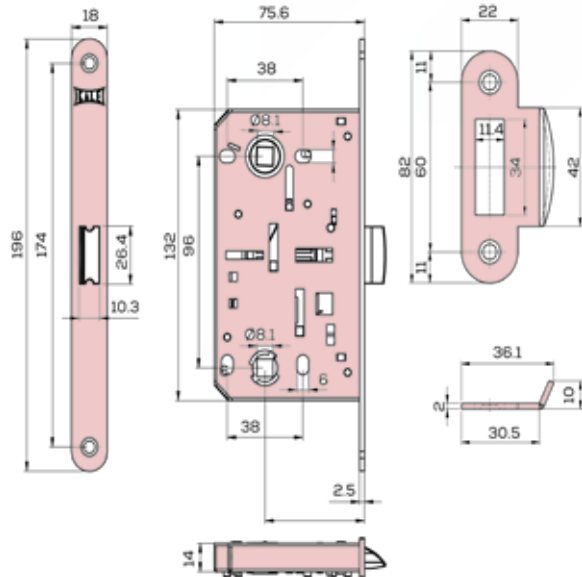


**Technical Specs:**

<b>Covers:</b>	1.2 mm Steel. Galvanized sheet.
<b>Forend:</b>	2.5 mm Steel. White nickel plated.
<b>Locking Plate:</b>	2 mm Steel. White nickel plated
<b>Certification:</b>	National Technical Approval (NTA).
<b>Number of Cycles:</b>	50,000 Deadbolt Cycles

**219**

**SILENT LATCH-LOCKABLE MORTISE LOCKS BATHROOM & TOILET DOORS**



**Technical Specs:**

<b>Covers:</b>	1.2 mm Steel. Galvanized sheet.
<b>Forend:</b>	2.5 mm Steel. White nickel plated.
<b>Toilet Door Lock Cylinder:</b>	6-8 mm Square perforated, plastic.
<b>Locking Plate:</b>	2 mm Steel. White nickel plated
<b>Certification:</b>	National Technical Approval (NTA).
<b>Number of Cycles:</b>	50,000 Deadbolt Cycles



**PATENTED**

# 242

PRACTICAL CYLINDER LOCKS FOR WOODEN INTERIOR ROOM DOORS



PATENT NUMBER  
EP17 164 636.7

Is used for right and left directions



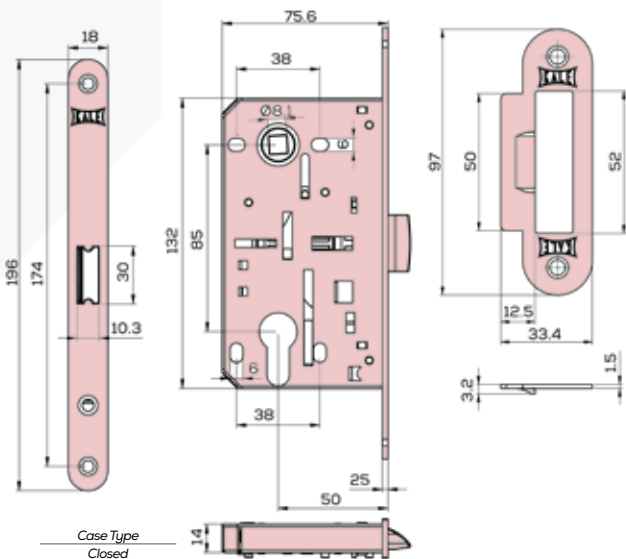
Does not require slots on the door frames.



Does not require plastic bearings.



Saves time and labour.



**Technical Specs:**

Covers:	Steel. Galvanized.
Forend:	Steel. White nickel plated.
Locking Plate:	Steel. Angular, white nickel plated.
Certification:	National Technical Approval (NTA).
Number of Cycles:	50,000 Deadbolt Cycles
Additional Option:	Does not require slots to be drilled onto the door frame and locking plates into which latches and deadbolts are inserted.

## PRACTICAL LOCKS FOR WOODEN BATHROOM & TOILET DOORS



PATENT NUMBER  
EP171 646 36.7

Is used for right and left directions



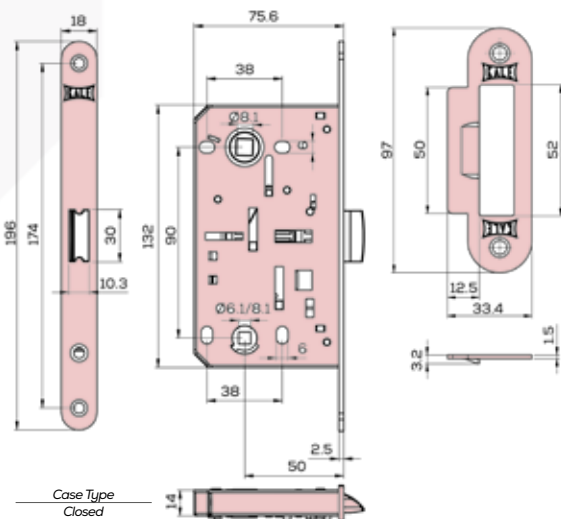
Does not require slots on the door frames.



Does not require plastic bearings.



Saves time and labour.



### Technical Specs:

<b>Covers:</b>	Steel. Galvanized.
<b>Forend:</b>	Steel. White nickel plated.
<b>Toilet Door Lock Cylinder:</b>	6-8 mm Square perforated, plastic.
<b>Locking Plate:</b>	Steel. Angular, white nickel plated.
<b>Certification:</b>	National Technical Approval (NTA).
<b>Number of Cycles:</b>	50,000 Deadbolt Cycles
<b>Additional Option:</b>	Does not require slots to be drilled onto the door frame and locking plates into which latches and deadbolts are inserted.

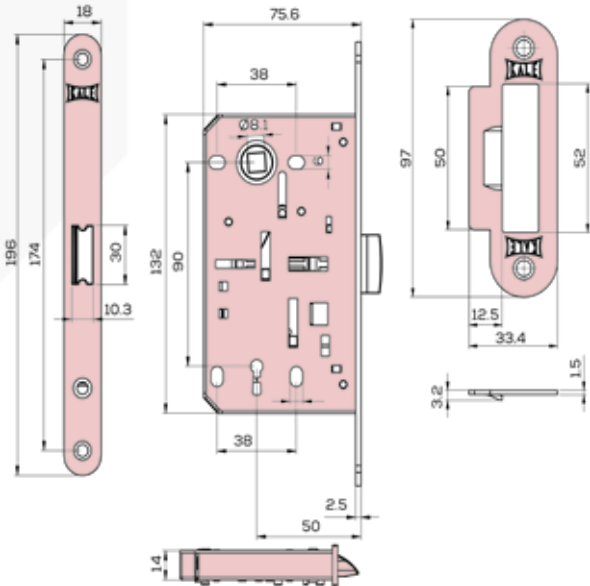
241

PRACTICAL LOCKS  
FOR WOODEN INTERIOR ROOM DOORS



PATENT NUMBER  
EP171 646 36.7

Is used for right and left  
directions



Does not require slots  
on the door frames.



Does not require  
plastic bearings.



Saves time  
and labour.

Case Type  
Closed

**Teknik Bilgiler:**

<b>Covers:</b>	Steel. Galvanized.
<b>Forend:</b>	Steel. White nickel plated.
<b>Key:</b>	Zamak. White nickel plated.
<b>Locking Plate:</b>	Steel. Angular, white nickel plated.
<b>Certification:</b>	National Technical Approval (NTA).
<b>Number of Cycles:</b>	50,000 Deadbolt Cycles
<b>Additional Option:</b>	Does not require slots to be drilled onto the door frame and locking plates into which latches and deadbolts are inserted.

## Item - Carton Information:

**221** CONVENTIONAL INTERIOR DOOR MORTISE LOCKS

Direction	Unit Weight	Units per Package	Size of Package	Weight of Package
Right-Left / Reversible	587 g (+)	40	46,3x22x20,3 cm	23.880 g (+)

**222** CONVENTIONAL CYLINDER LOCKS

Direction	Unit Weight	Units per Package	Size of Package	Weight of Package
Right-Left / Reversible	552 g (+)	30	46,5x22,5x18 cm	16.960 g (+)

**229** CONVENTIONAL BATHROOM & TOILET MORTISE LOCKS

Direction	Unit Weight	Units per Package	Size of Package	Weight of Package
Right-Left / Reversible	582 g (+)	40	46,3x22x20,3 cm	23.680 g (+)

**231-NN** INTERIOR DOOR MORTISE LOCKS W/NEODYMIUM MAGNETS

Direction	Unit Weight	Units per Package	Size of Package	Weight of Package
Right-Left / Reversible	530 g (+)	40	46,3x22x20,3 cm	21.600 g (+)

**232-NN** MORTISE CYLINDER LOCKS W/NEODYMIUM MAGNETS

Direction	Unit Weight	Units per Package	Size of Package	Weight of Package
Right-Left / Reversible	515 g (+)	30	46,5x22,5x18 cm	15.860 g (+)

**239-NN** BATHROOM & TOILET MORTISE LOCKS W/NEODYMIUM MAGNETS

Direction	Unit Weight	Units per Package	Size of Package	Weight of Package
Right-Left / Reversible	682 g (+)	40	46,3x22x20,3 cm	27.680 g (+)

**212** LATCH-LOCKABLE MORTISE CYLINDER LOCKS

Direction	Unit Weight	Units per Package	Size of Package	Weight of Package
Right-Left / Reversible	485 g (+)	30	46,5x22,5x18 cm	14.950 g (+)

**219** LATCH-LOCKABLE BATHROOM & TOILET MORTISE LOCKS

Direction	Unit Weight	Units per Package	Size of Package	Weight of Package
Right-Left / Reversible	635 g (+)	40	46,3x22x20,3 cm	25.800 g (+)

**242** PRACTICAL CYLINDER LOCKS FOR WOODEN INTERIOR ROOM DOORS

Direction	Unit Weight	Units per Package	Size of Package	Weight of Package
Reversible	485 g (+)	30	46,5x22,5x18 cm	14.950 g (+)

**249** PRACTICAL LOCKS FOR WOODEN BATHROOM & TOILET DOORS

Direction	Unit Weight	Units per Package	Size of Package	Weight of Package
Reversible	635 g (+)	40	46,3x22x20,3 cm	25.800 g (+)

**241** PRACTICAL LOCKS FOR WOODEN INTERIOR ROOM DOORS

Direction	Unit Weight	Units per Package	Size of Package	Weight of Package
Reversible	530g (+)	40	46,3x22x20,3 cm	21.600 g (+)





# KALE KİLİT

## KALE KİLİT VE KALIP SANAYİ A.Ş.

**Head Office | Showroom:** Vadistanbul, Ayazağa Mah. Azerbaycan Cad. No: 3F/1-E Blok 34396 Sarıyer - İstanbul - Turkey

**Factory:** Çerkezköy-Karaağaç OSB Mah. 103. Cad. No: 22 59510 Kapaklı - Tekirdağ - Turkey

**Call Centre: 444 0 243 - 0850 250 1 243**

Kale Kilit ve Kalıp Sanayi A.Ş. has the right to change or amend contents of the price list without further notice.

Telephone: 0212 705 80 00 Facsimile: 0212 705 79 76

[www.kalekilit.com.tr](http://www.kalekilit.com.tr)

